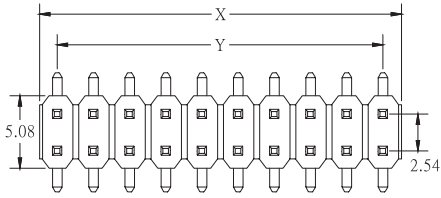
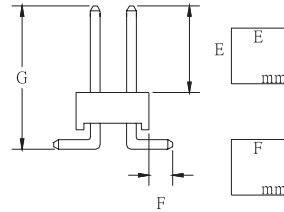
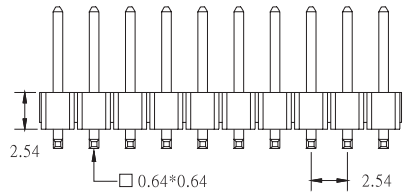


C25 PIN HEADER DUAL ROW SMT TYPE STRAIGHT

PITCH: 2.54mm



X	2.54*POSITION NO.
Y	2.54*(POSITION. NO.-1)



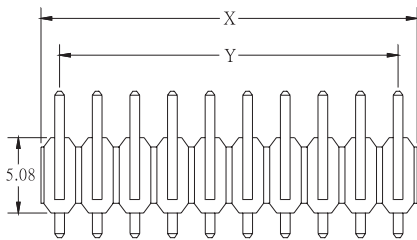
1. NO. OF CONTACT	2. CONTACT MATERIAL
04 TO 80	A: BRASS B: PHOSPHOR BRONZE
3. CONTACT PLATING	4. INSULATOR COLOR
T: TIN PLATED S: SELECTIVE G: GOLD FLASH A: 5u" INCH GOLD B: 10u" INCH GOLD C: 15u" INCH GOLD D: 30u" INCH GOLD	1. BLACK
5. PIN LENGTH	
E / F / G	

HOW TO ORDER:

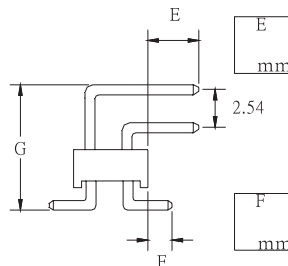
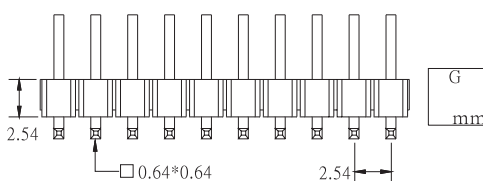
C25 - 1 - 2 - 3 - 4 - 5
E / F / G

C26 PIN HEADER DUAL ROW SMT TYPE RIGHT ANGLE

PITCH: 2.54mm



X	2.54*POSITION NO.
Y	2.54*(POSITION. NO.-1)



1. NO. OF CONTACT	2. CONTACT MATERIAL
04 TO 80	A: BRASS B: PHOSPHOR BRONZE
3. CONTACT PLATING	4. INSULATOR COLOR
T: TIN PLATED S: SELECTIVE G: GOLD FLASH A: 5u" INCH GOLD B: 10u" INCH GOLD C: 15u" INCH GOLD D: 30u" INCH GOLD	1. BLACK
5. PIN LENGTH	
E / F / G	

HOW TO ORDER:

C26 - 1 - 2 - 3 - 4 - 5
E / F / G