

# A32

## HALF PITCH IDC SOCKET (1.27mm \* 1.27mm)

PITCH: 1.27mm

### SPECIFICATIONS

#### Material

Insulator : PBT, glass reinforced, rated UL 94V-0

Contact : Beryllium Copper

#### Electrical

Current Rating : 0.5 Amp


Contact Resistance : 30 mΩ max.

Insulation Resistance : 1000 MΩ min.

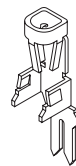
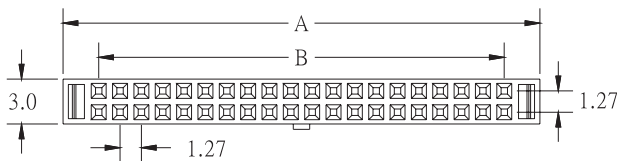
Dielectric Withstanding Voltage : 250V AC for 1minute

Operating Temperature : -40°C to +105°C

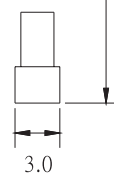

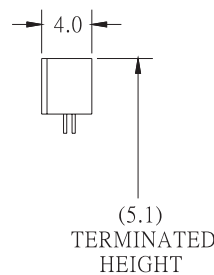
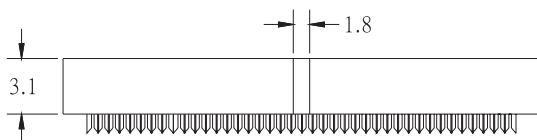
- ◆ Terminated with 0.635mm pitch flat ribbon cable.
- ◆ Mating Suggestion : C42, C42a, C43, C43a, C44 & C44a series.



# A



POSITION	A	B
10	10.5	5.08
12	11.8	6.35
14	13.1	7.62
16	14.3	8.89
20	16.9	11.43
22	18.1	12.70
26	20.7	15.24
30	23.3	17.78
34	25.8	20.32
40	29.6	24.13
44	32.1	26.67
50	35.9	30.48



### HOW TO ORDER:

A32 -  -  -  -  -

1.NO. OF CONTACT	2.CONTACT MATERIAL	3.CONTACT PLATING	4.SPECIAL FUNCTION	5.INSULATOR COLOR
10 12 14 16 20 22 26 30 34 40 44 50	C : BERYLLIUM COPPER	T: TIN PLATED S: SELECTIVE G: GOLD FLASH A: 5u" INCH GOLD B: 10u" INCH GOLD C: 15u" INCH GOLD D: 30u" INCH GOLD	B: W/O STRAIN RELIEF W BAR D: W/O STRAIN RELIEF W/O BAR	1.BLACK